



- HIDE is a series of downlights available either recessed or trimless.
- It is available either round or square.
- It is adjustable and rotatable.
- It is offered in standard or deep version offering extra visual comfort.
- Power consumption: varies from 3 to 18 watt.
- Beam angle: varies from 9 to 50 degrees.
- HIDE DEEP version is also available GU10 for LED lamps.
- Accessories available: honeycomb, linear spread lens, softening lens.
- Luminaire outer trim material: aluminium.
- Outer trim available in black or white as standard but custom colours also available upon request.
- 3 SDCM
- L90/B10 50000h
- Low UGR ensuring visual comfort (UGR < 15 for DEEP version models).
- Selection of IP protection: either IP20 or IP54 (face only).

HIDE

TR Round



TR Square



TR Square Double



DEEP TR Round



DEEP TR Square



DEEP TR Square Double



HIDE MINI

TR Round



TR Square



DEEP TR Round



DEEP TR Square



HIDE



LD7,ST6,ST12,ST18,NB6,NB8,ZM6,ZM13



WD6,WD12,TW6,TW12



Name	Shape	Model Watt per LED	CCT	CR180, CR190 LED Source	Beam Angle	Luminaire Colour:	Dimming Option	Accessories
				80 (80) 90 (90)				
HIDE TR (HIDE TR)	Round (RD)	Low Depth 7W (LD7)	2700K (27C)	930lm	762lm	30° (30)	Without Driver (00) Non Dimmable (ND) Analogue (1-10V) (A1) DMX (DX) DALI (DL) Push Button (PB) Phase Cut (PC) Wireless*** (WL)	COVER Standard (000) Honeycomb (100) Linear Spread (200) Softening Lens (300)
			3000K (30C)	960lm	792lm	DEEP** 27° (27)		
HIDE TR DEEP (HIDE TR DEEP)	Square (SQ)	Standard 6.2W (ST6)	2700K (27C)	704lm	568lm	19° (19)	OUTER White (W) Black (B)	INNER White (W) Black (B)
	Square Double* (SQD)		3000K (30C)	713lm	608lm	35° (35)		
		Standard 12.2W (ST12)	4000K (40C)	1020lm	840lm	50° (50)	DEEP Without (N) White (W) Black (B)	IP RATE IP20 (X00) IP54 (X10)
			5000K (50C)	1020lm	840lm	DEEP** 17° (17) 30° (30) 45° (45)		
		Standard 18W (ST18)	2700K (27C)	1590lm	1380lm	30° (30)	EXTRAS No Extras (000) Emergency Kit (001)	
			3000K (30C)	1710lm	1485lm	45° (45)		
		Narrow Beam 6W (NB6)	2700K (27C)	616lm	497lm	9° (09)		
			3000K (30C)	616lm	532lm			
		Narrow Beam 8W (NB8)	4000K (40C)	665lm	574lm			
			5000K (50C)	714lm	616lm			
		Zoom 6.4W (ZM6)	2700K (27C)	704lm	568lm	22°-50° (2250)		
			3000K (30C)	713lm	608lm			
		Zoom 13W (ZM13)	4000K (40C)	1020lm	840lm			
			5000K (50C)	1020lm	840lm			
				90 (90) 95 (95)			Analogue (1-10V) (A1) DALI (DL) Phase Cut (PC) Wireless*** (WL)	
		Warm Dimming 0.2-6W (WD6)	1800K-3000K (1830B)	636lm	518lm	19° (19) 35° (35) 50° (50)		
		Warm Dimming 12W (WD12)	1800K-3000K (1830B)	1246lm	1045lm	DEEP** 17° (17) 30° (30) 45° (45)	DALI (DL) Wireless*** (WL)	
		Tunable White 5.9W (TW6)	2700K-5000K (2750B)	585lm	(both CCT's driven)			
		Tunable White 11.5W (TW12)	2700K-5000K (2750B)	987lm	(both CCT's driven)			

*HIDE Square Double option example: HIDE RC SQD-ST6-30C-35-WWW-00-000 will be with 2pcs from ST6 modules.

** Beam angle only for DEEP version.

*** The wireless dimming option includes driver and Bluetooth dimming accessory.



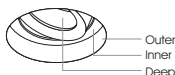
ACR.056
Honeycomb
(as extra)



ACR.057
Linear Spread
(as extra)



ACR.059
Softening Lens
(as extra)



Ordering Code Example: HIDE TR-RD-ST18-30C-80-35-WWW-DL-100

HIDE MINI

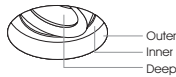


Name	Shape	Model	CCT	CR180, CR190 LED Source	Beam Angle	Luminaire Colour:	Dimming Option	Accessories			
				80 (80) 90 (90)							
HIDE MINI TR <i>(HIDE MINI TR)</i>	Round <i>(RD)</i>	Standard 3W <i>(ST3)</i>	2700K <i>(27C)</i>	396lm	320lm	27° <i>(27)</i>	OUTER White <i>(W)</i> Black <i>(B)</i>	Without Driver <i>(00)</i> Non Dimmable <i>(ND)</i> Analogue (1-10V) <i>(A1)</i> DMX <i>(DX)</i> DALI <i>(DL)</i> Push Button <i>(PB)</i> Phase Cut <i>(PC)</i> Wireless*** <i>(WL)</i>	COVER Standard <i>(000)</i> Honeycomb <i>(100)</i> Linear Spread <i>(200)</i> Softening Lens <i>(300)</i>		
			3000K <i>(30C)</i>	396lm	342lm	35° <i>(35)</i>					
			4000K <i>(40C)</i>	428lm	369lm	47° <i>(47)</i>					
HIDE MINI TR DEEP <i>(HIDE MINI TR DEEP)</i>	Square <i>(SQ)</i>	Standard <i>(ST4)</i>	2700K <i>(27C)</i>	528lm	426lm	DEEP* 25° <i>(25)</i>	INNER White <i>(W)</i> Black <i>(B)</i>		IP RATE IP20 <i>(X00)</i> IP54 <i>(X10)</i>		
			3000K <i>(30C)</i>	528lm	456lm	30° <i>(30)</i>					
			4000K <i>(40C)</i>	570lm	492lm	38° <i>(38)</i>					
		Narrow Beam 4W <i>(NB4)</i>	2700K <i>(27C)</i>	440lm	380lm	13° <i>(13)</i>				DEEP Without <i>(N)</i> White <i>(W)</i> Black <i>(B)</i>	EXTRAS No Extras <i>(X00)</i> Emergency Kit <i>(X01)</i>
			3000K <i>(30C)</i>	475lm	410lm						
			4000K <i>(40C)</i>	510lm	410lm						
5000K <i>(50C)</i>	510lm	440lm									

*Beam angle only for DEEP version

** Inner Case applicable only for DEEP versions.

*** The wireless dimming option includes driver and Bluetooth dimming accessory.



Ordering Code Example:
HIDE MINI TR DEEP-RD-ST4-30C-80-38-WWW-DL-100

HIDE DEEP LL



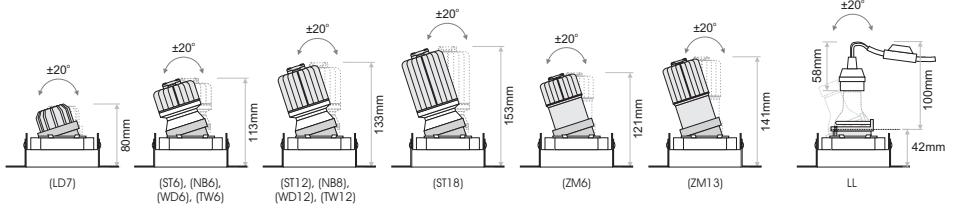
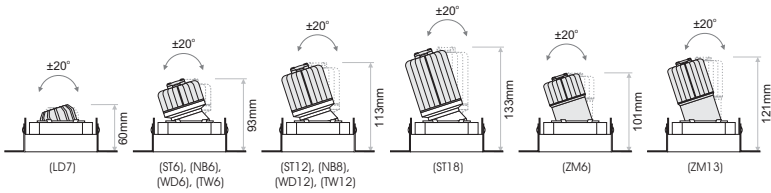
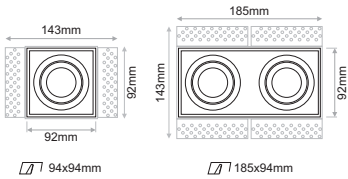
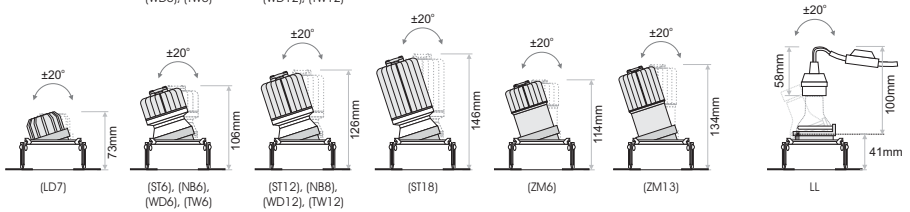
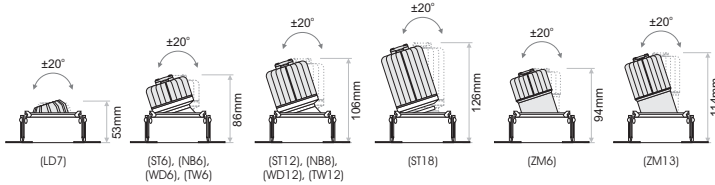
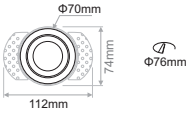
Model	Shape	Luminaire Colour	Lamp Holder	Accessories
HIDE TR DEEP LL <i>(HIDE TR DEEP LL)</i>	Round <i>(RD)</i>	OUTER White <i>(W)</i> Black <i>(B)</i>	GU10 (max 7.5W) (G1)	COVER Standard <i>(00)</i> Honeycomb <i>(10)</i> Linear Spread <i>(20)</i> Softening Lens <i>(30)</i>
	Square <i>(SQ)</i>			
	Square Double <i>(SQD)</i>			
		INNER White <i>(W)</i> Black <i>(B)</i>		IP RATE IP20 <i>(X0)</i> IP54 <i>(X1)</i>
		DEEP White <i>(W)</i> Black <i>(B)</i>		



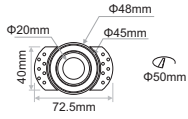
Ordering Code Example:
HIDE TR DEEP LL-RD-WWW-G1-10



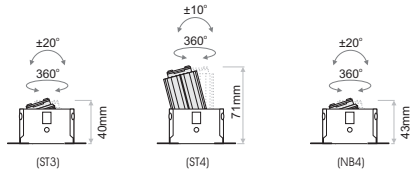
HIDE



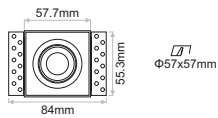
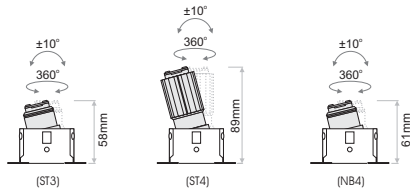
HIDE MINI



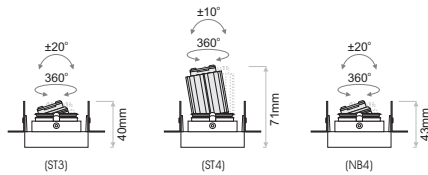
HIDE MINI TR Round



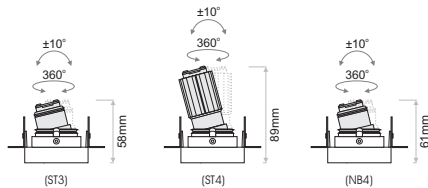
HIDE MII DEEP TR Round



HIDE MINI TR Square



HIDE MII DEEP TR Square

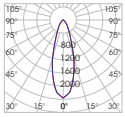


HIDE

LD7

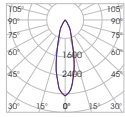
HIDE WH

30° LOR 0.64



HIDE DEEP WH

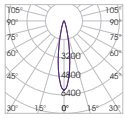
27° LOR 0.50



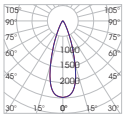
ST6/ ST12/ ST18/ WD6 /WD12 /TW6 /TW12

HIDE WH

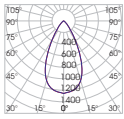
19° LOR 0.76



35° LOR 0.82

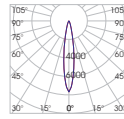


50° LOR 0.79

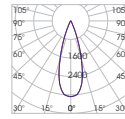


HIDE DEEP BL

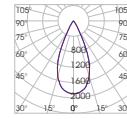
17° LOR 0.58



30° LOR 0.55



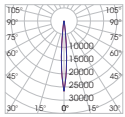
45° LOR 0.65



NB6/ NB8

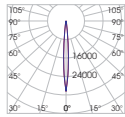
HIDE WH

9° LOR 0.78



HIDE DEEP WH

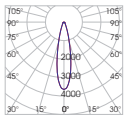
9° LOR 0.71



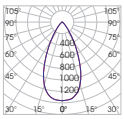
ZM6/ ZM13

HIDE WH

22° LOR 0.60

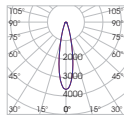


50° LOR 0.58

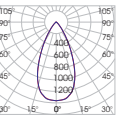


HIDE DEEP WH

22° LOR 0.51



50° LOR 0.50

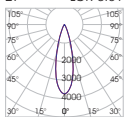


HIDE MINI

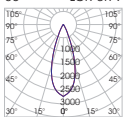
ST3 / ST4

HIDE WH

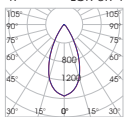
27° LOR 0.81



35° LOR 0.79

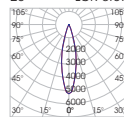


47° LOR 0.74

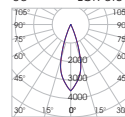


HIDE DEEP BL

25° LOR 0.57



30° LOR 0.61



38° LOR 0.52

